



# HOW TO ENROLL IN YOUR COURSES

A Thurgood Marshall College Academic Advising Webinar

Hello, and welcome to the Thurgood Marshall College Academic Advising First-Year Webinar on How to Enroll in Your First Quarter.

My name is \_\_\_\_\_ an (position) and joining me is/are \_\_\_\_\_, (position[s]).

Today we will be reviewing a guideline on how you can prepare and enroll in your first quarter at UC San Diego using available enrollment tools and resources.

The duration of our webinar today will be 60 minutes with time for questions and answers. Please submit your questions throughout the presentation and we will answer them at the end.


Let's get started!



## WHERE DO I START?

- How do I prepare for enrollment?
- What is WebReg?
- How do I complete enrollment?
- When do I complete enrollment?

- To help guide you through your first enrollment period at UC San Diego, we will be reviewing the following information:
  - Preparation before enrollment
  - Learning about the WebReg system
  - The enrollment process
  - The Fall 2020 enrollment timeline
- These resources will help you prepare for your upcoming enrollment in August.





## HOW DO I PREPARE FOR ENROLLMENT?

- Check your Course Recommendations
- Review Academic Plans
- Review Major Department Websites
- Review Marshall College GE page
- Review course availability with the Schedule of Classes

- As enrollment approaches, you will want to utilize all available resources, including:
  - Your Course Recommendations
  - Sample Academic Plans for your major
  - Major Department information
  - Your Marshall College General Education requirements
  - The Schedule of Classes and WebReg

# HOW DO I PREPARE FOR ENROLLMENT?

- Check your Course Recommendations



## DOC 1

You may enroll in [DOC 1](#). Dimensions of Culture (DOC) is the freshman writing sequence at Thurgood Marshall College, and is required of all first-year students. DOC must be taken for a letter grade.

## MATH 10B or MATH 20A

You may follow either the Math 10 or 20 sequence for your major.

The Math 10 sequence is designed for [Life Science and Social Science majors](#).

The Math 20 sequence is designed for [Physical Science and Engineering majors](#). The Math 20 sequence is also faster-paced and more in-depth than the Math 10 sequence.

For students interested in the health professions (e.g. medicine, dentistry, optometry, etc.), either sequence is acceptable.

For more information, please see the course descriptions in the [General Catalog](#).

## CHEM 6A

This course is required by the major you have selected or proposed.

## BILD 4 (2 units)

This course is required by the major you have selected or proposed.

## GE Course

Please review the following to choose an approved GE course: [Fall Course Offerings to Satisfy TMC General Education Requirements \[PDF\]](#).

## Course Placement Comments

You have indicated (in your academic background) that you are interested in a Pre-Health field. Therefore, your recommendations include appropriate math and science courses for your first quarter at UC San Diego.

For more information on pre-health course prerequisites, please visit <http://healthbeat.ucsd.edu/prepare/Academic%20Preparation.html>.

It is important to note you can be any major and take the required courses to go to medical or professional schools. Most Pre-Health programs encourage you to explore your interests as an undergraduate.

- Make sure to check your Course Recommendations ahead of enrollment once they become available on July 31.



# HOW DO I PREPARE FOR ENROLLMENT?

- Check your Course Recommendations
- Review sample Academic Plans
  - [plans.ucsd.edu](https://plans.ucsd.edu)

2020-2021			annual units
Fall	term units	14.0	
DOC 10E	4.0		
MATH 10A/20A	4.0		
CHEM 8A	4.0		
BILD 4 (*SEE NOTE*)	2.0		
Winter	term units	14.0	
DOC 2	4.0		
MATH 10B/20B	4.0		
CHEM 8B	4.0		
BILD 1	4.0		
Spring	term units	14.0	
DOC 3	4.0		
MATH 11	4.0		
CHEM 7L	4.0		
CHEM 9C	4.0		

2021-2022			annual units
Fall	term units	17.0	
PHYS 1A&1AL	5.0		
BILD 2	4.0		
CHEM 45A	4.0		
GE	4.0		
Winter	term units	17.0	
PHYS 1B&1BL	5.0		
BILD 3	4.0		
CHEM 40B	4.0		
GE	4.0		
Spring	term units	17.0	
PHYS 1C&1CL	5.0		
B/C/D 100	4.0		
ELECTIVE	4.0		
GE	4.0		

2022-2023			annual units
Fall	term units	16.0	
B/C/D 100/102 (*SEE NOTE*)	4.0		
B/PH 100	4.0		
UD GE	4.0		
GE	4.0		
Winter	term units	16.0	
UD BIO LAB (*SEE NOTE*)	4.0		
UD EBE	4.0		
UD GE	4.0		
GE	4.0		
Spring	term units	16.0	
UD BIO ELECTIVE	4.0		
B/IM 100	4.0		
UD ELECTIVE	4.0		


  

2023-2024			annual units
Fall	term units	13.0	
UD BIO LAB (*SEE NOTE*)	4.0		
UD BIO ELECTIVE	4.0		
ELECTIVE	4.0		
Winter	term units	13.0	
UD BIO ELECTIVE	4.0		
UD BIO ELECTIVE	4.0		
ELECTIVE	4.0		
Spring	term units	13.0	
UD BIO ELECTIVE (*SEE NOTE*)	4.0		
ELECTIVE	4.0		
ELECTIVE	4.0		

- The Academic Plans are templates of what students can expect to complete per quarter in order to finish their degree in 4 years or less.
- Every student will enter UC San Diego with a different academic background so the Academic Plans are used primarily as guides to help you visualize your time to degree.
- You can find them online by visiting [plans.ucsd.edu](https://plans.ucsd.edu).

# HOW DO I PREPARE FOR ENROLLMENT?

- Check your Course Recommendations
- Review sample Academic Plans
  - [plans.ucsd.edu](http://plans.ucsd.edu)
- Review Major Department Websites
  - TritonLink > Academics > Advising > Majors/Minors



The screenshot shows the UC San Diego TritonLink website. The header includes the UC San Diego logo and navigation links for Academics, Finances & Jobs, Student Life, Well-Being, and Campus Services. The main content area is titled 'Majors/ Minors' and includes a search bar, a 'Read about majors and minors at UC San Diego' section, and links for Undergraduate and Graduate students. A sidebar on the left contains navigation options for Advising, Degrees/Diplomas, Majors/Minors, Departments, and See also.

- The Major and Program websites are also important tools to help you prepare for your first quarter at UC San Diego as well as to find detailed information about major requirements.
- You can find your major department website by logging onto TritonLink.
- From there, navigate to academics, to advising, to find the Majors/Minors where you can then find appropriate major program information.

# HOW DO I PREPARE FOR ENROLLMENT?

- Check your Course Recommendations
- Review sample Academic Plans
  - [plans.ucsd.edu](http://plans.ucsd.edu)
- Review Major Department Websites
  - TritonLink > Academics > Advising > Majors/Minors
- Review the Marshall College GE Sheet



## FALL 2020 GENERAL EDUCATION COURSES



**NATURAL SCIENCE** (Courses designed for non-science majors are noted with a double asterisk (\*\*))

### Biology

#### **\*\*ANTH 2. Human Origins (4)**

*Instructional Format(s) for FA20: Remote (RCLAS)*

An introduction to human evolution from the perspective of physical anthropology, including evolutionary theory and the evolution of the primates, hominids, and modern humans. Emphasis is placed on evidence from fossil remains and behavioral studies of living primates.

#### **BILD 1. The Cell (4)**

*Instructional Format(s) for FA20: Hybrid (In-Person and Remote), Remote (RCLAS)*

An introduction to cellular structure and function, to biological molecules, bioenergetics, to the genetics of both prokaryotic and eukaryotic organisms, and to the elements of molecular biology. Recommended preparation: prior completion of high school- or college-level chemistry course.

#### **BILD 2. Multicellular Life (4)**

*Instructional Format(s) for FA20: Hybrid (In-Person and Remote), Remote (RCLAS)*

An introduction to the development and the physiological processes of plants and animals. Included are treatments of reproduction, nutrition, respiration, transport systems, regulation of the internal environment, the nervous system, and behavior.

**Prerequisites: BILD 1.**

#### **BILD 3. Organismic and Evolutionary Biology (4)**

*Instructional Format(s) for FA20: Hybrid (In-Person and Remote), Remote (RCLAS)*

The first principles of evolutionary theory, classification, ecology, and behavior; a phylogenetic synopsis of the major groups of organisms from viruses to primates.

#### **\*\*BILD 10. Fundamental Concepts of Modern Biology (4)**

*Instructional Format(s) for FA20: Remote (RCLAS)*

An introduction to the biochemistry and genetics of cells and organisms; illustrations are drawn from microbiology and human biology. This course is designed for nonbiology students and does not satisfy a lower-division requirement for any biology major. Open to nonbiology majors only. *Note:* Students may not receive credit for BILD 10 after receiving credit for BILD 1.

#### **\*\*BILD 20. Human Genetics in Modern Society (4)**

*Instructional Format(s) for FA20: Remote (RCLAS)*

Fundamentals of human genetics and introduction to modern genetic technology such as gene cloning and DNA finger printing. Applications of these techniques, such as forensic genetics, genetic screening, and genetic engineering. Social impacts and ethical implications of these applications. This course is designed for nonbiology students and does not satisfy a lower-division requirement for any biology major. Open to nonbiology majors only. *Note:* Students may not receive credit for BILD 20 after receiving credit for BICD 100.

#### **\*\*BILD 30. Biology of Plagues: Past and Present (4)**

*Instructional Format(s) for FA20: Remote (RCLAS)*

An introduction to diseases caused by viruses, bacteria, and parasites, and the impact of these diseases on human society. Topics include the biology of infectious disease, epidemiology, and promising new methods to fight disease. Open to nonbiology majors only. *Note:* Students will not receive credit for BILD 30 if taken after BIMM 120.

#### **\*\*COGS 17. Neurobiology of Cognition (4)**

*Instructional Format(s) for FA20: Remote (RCLAS)*

Introduction to the organization and functions of the nervous system. Topics include molecular, cellular, developmental, systems, and behavioral neurobiology. Specifically, structure and function of neurons, peripheral and central nervous systems, sensory, motor, and control systems, learning and memory mechanisms. (Students may not receive credit for both BILD12 and COGS 17.)

- The GE Sheet will be made available on the Virtual Advising Center.
- It can help you navigate which courses toward GE requirements are available this upcoming fall quarter.

# HOW DO I PREPARE FOR ENROLLMENT?

- Check your Course Recommendations
- Review sample Academic Plans
  - plans.ucsd.edu
- Review Major Department Websites
  - TritonLink > Academics > Advising > Majors/Minors
- Review the Marshall College GE Sheet
- Review course availability using the Schedule of Classes
  - MyTritonlink > Classes & Enrollment > Schedule of Classes

The screenshot shows the MyTritonLink interface for UC San Diego. The main navigation bar includes 'Current Students', 'Advising & Grades', 'Classes & Enrollment', 'Financial Tools', 'Personal Tools', 'Student Forms', and 'Help'. The 'Classes & Enrollment' tab is active, showing a dropdown menu with options: 'Enrollment Authorization System (EASy)', 'Holds', 'Schedule of Classes', 'TritonEd/Canvas', and 'WebReg'. The 'Schedule of Classes' option is selected.

Below the navigation, there is a search bar with the text 'Select search term : [ Fall Quarter 202 ]'. To the right, there is a 'WebReg' button. Below the search bar, there is a section titled 'Important Information Regarding the' followed by text explaining that classes will be offered in three different instruction methods: 1) in-person, 2) fully remote, and 3) hybrid. It also lists three bullet points: 'In-Person', 'Fully Remote', and 'Hybrid'. Below this, there is a note about enrollment capacity: 'In an effort to strictly enforce social distancing in the classroom, the enrollment capacity of in-person and hybrid classes will not exceed 50 students. No exceptions will be made.'

The main content area is titled 'Find Courses :'. It has several search filters: 'by subject', 'by department', 'by code(s)', 'by section id(s)', and 'by professor or title'. Below this, there is a section for 'select one or more subjects' with a list of subjects including AIP, AWP, ANES, ANBI, ANAR, ANTH, ANSC, AESS, BENG, BNFO, BIEB, BIOC, BIPN, BIBC, BIGN, BGRD, BGSE, BILD, and BIMM. To the right of the subject list, there are search criteria filters: 'only show me courses which match any of the following criteria', 'lower division', 'upper division', 'graduate', and 'optional) the course meets primarily on' with a day selection box.

- The Schedule of Classes lists each department’s course offerings for each quarter of the academic year.
- By using the Schedule of Classes, you can broadly search for courses and view available seats.
- You can access the Schedule of Classes via MyTritonLink under the “Classes and Enrollment” tab.





# WHAT IS WEBREG?

- UC San Diego Online Course Registration System

The screenshot shows the 'MY TRITONLINK' student portal for UC San Diego. The top navigation bar includes 'Current Students', 'Advising & Grades', 'Classes & Enrollment', 'Financial Tools', 'Personal Tools', 'Student Forms', and 'Help'. A dropdown menu is open under 'Classes & Enrollment', listing 'Enrollment Authorization System (EASy)', 'Holds', 'Schedule of Classes', 'TritonEd', and 'WebReg'. The 'WebReg' option is highlighted with a mouse cursor. To the right, an 'EADLINES' section shows a date of '28' and a note about 'Summer Session 2 financial aid'. Below this, three main dashboard tiles are visible: 'ACCOUNT' showing a balance of '\$0.00', 'Financial Aid Status' showing 'YOU'RE GOOD.' with '0 holds', and 'OTHER SERVICES' with a 'Health Fee Waiver' link. A 'My TritonLink' sidebar on the left identifies the user as 'Thurgood Marshall (Tmy Third)' and lists 'Undergraduate' as the level.

- UC San Diego uses an entirely online course registration system known as WebReg.
- WebReg allows you to view all course offerings, plan potential quarterly schedule scenarios, and complete enrollment all from the comfort of your computer.



# HOW DO I ACCESS WEBREG?

1. Visit MyTritonlink at [mytritonlink.ucsd.edu](http://mytritonlink.ucsd.edu)
2. Log-in using your student account information

Signing on Using: Student SSO

TritonLink user name (or student PID)

First time user?

Password:

Reset password

Login

- To access WebReg, log into MyTritonLink at [mytritonlink.ucsd.edu](http://mytritonlink.ucsd.edu) with your student account information.
- Your log-in information should be the same as what you used to log-into the Virtual Advising Center.



# HOW DO I ACCESS WEBREG?

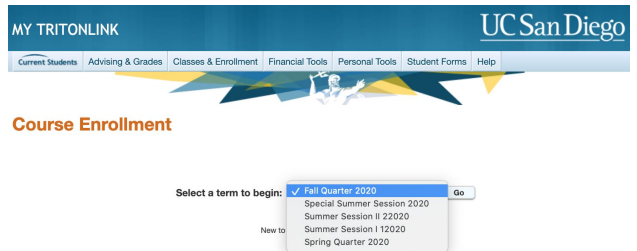
1. Visit MyTritonlink at [mytritonlink.ucsd.edu](http://mytritonlink.ucsd.edu)
2. Log-in using your student account information
3. Go to Classes & Enrollment and click on WebReg

The screenshot shows the MyTritonLink website interface. At the top, there is a navigation bar with the following tabs: **Current Students**, **Advising & Grades**, **Classes & Enrollment**, **Financial Tools**, **Personal Tools**, **Student Forms**, and **Help**. The **Classes & Enrollment** tab is selected. Below the navigation bar, there is a main content area. On the left, there is a sidebar with the **MyTritonLink** logo and user information: **Thurgood Marshall (family Third)**, **Major(s):**, **Minor(s)**, and **Undergraduate**. Below this, there are icons for **WebMail**, **TritonEd**, and **Handshake**. The main content area features a **WebReg** notification: "WebReg is a... use the... home page... for more information." To the right of this notification, there is a **EADLINES** section with the date **28** and a link to "Summer Session 2 financial aid ins crediting to student accounts (see more summer aid dates and deadlines)". Below the notification, there are three main sections: **ACCOUNT** (Your balance is **\$0.00**), **Financial Aid Status** (YOU'RE GOOD. You have 0 holds), and **OTHER SERVICES** (You do not have a **Health Fee Waiver**). A link to "See account details" is also visible.

- After you log-in, navigate to “Classes & Enrollment” and click on “WebReg.”

# HOW DO I ACCESS WEBREG?

1. Visit MyTritonlink at [mytritonlink.ucsd.edu](http://mytritonlink.ucsd.edu)
2. Log-in using your student account information
3. Go to Classes & Enrollment and click on WebReg
4. Find and click on 'Fall Quarter 2020'



- Select the appropriate Fall Quarter 2020 term and click “Go.”

# HOW DO I ACCESS WEBREG?

1. Visit MyTritonlink at [mytritonlink.ucsd.edu](http://mytritonlink.ucsd.edu)
2. Log-in using your student account information
3. Go to Classes & Enrollment and click on WebReg
4. Find and click on 'Fall Quarter 2020'
5. Search and add your courses

**MY TRITONLINK** UC San Diego

Current Students | Advising & Grades | **Classes & Enrollment** | Financial Tools | Personal Tools | Student Forms | Help

**Course Enrollment** Appointment time | Enrollment Information | **Fall Quarter 2020**

**Registration Appointment Times:** Eligibility to enroll in classes is based on your appointment time. Check the appointment link for your assigned appointment times. To request preauthorization to enroll in courses please submit a request through EASy. Your planned courses are not official until you enroll.

**Important Information Regarding the Fall 2020 Schedule of Classes:**

Classes will be offered in 3 different instruction methods: 1) in-person, 2) fully remote, and 3) hybrid, a combination of in-person and remote meetings. Below is how to identify the different methods of instruction as you plan and register for classes:

- **In-Person:** Every class meeting time for the course will have an **on-campus building and room.**
- **Fully Remote:** Every class meeting time for the course will have a building name **RCLAS.**
- **Hybrid:** Class meetings times for a course will have a combination of an **on-campus building and room assignment** and a room assignment with the building name **RCLAS.**

In an effort to strictly enforce social distancing in the classroom, **the enrollment capacity of in-person and hybrid classes will not exceed 50 students.** No exceptions will be made.

Visit the **Fall 2020 Schedule of Classes FAQ** page to find answers to questions you have about the schedule!

*\*The Schedule of Classes is subject to change.*

Search for Classes:  Search

My Schedule: [Create new](#), [copy](#), [rename](#) ... [Add Event](#)

Subject Course	Title	SecId Code	Type	Instructor	Grade Optio	Unit	Days	Time	BILDG	Room	Status / (Position)	Action
USP 125	The Design of Social Research	A00	LE	Staff	L	4.00	MWF	11:00a-11:50	CSB	004	Enrolled	Drop   Change
	Final Exam		FI				Tu 12/15/2020	11:30a-2:29p	TBA	TBA	Enrolled	Drop   Change
VIS 20	Introduction to Art History	A00	LE	Woods, Ann	L	4.00	TuTh	9:30a-10:50a	RCLAS	R137	Enrolled	Drop   Change
		A12	DI				W	2:00p-2:50p	RCLAS	R136		

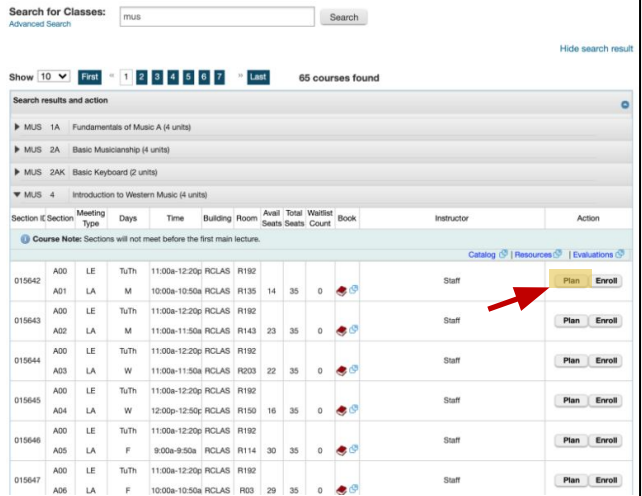
- Once you select the appropriate Fall 2020 Quarter, you can then search for, plan, or enroll in available courses.

# USING THE 'PLAN' FUNCTION IN WEBREG

Using this function allows you to:

- Develop different scenarios of how your weekly and final schedule will look.
- Save the course for your actual appointment time so you can enroll in one click of a button.
- Monitor courses you plan to enroll in within one screen.

We recommend using this function after you have received your course recommendations on July 31.



Search for Classes:  Search

Advanced Search

Hide search result

Show 10 First 1 2 3 4 5 6 7 Last 65 courses found

Search results and action

- ▶ MUS 1A Fundamentals of Music A (4 units)
- ▶ MUS 2A Basic Musicianship (4 units)
- ▶ MUS 2AK Basic Keyboard (2 units)
- ▼ MUS 4 Introduction to Western Music (4 units)

Section ID	Section Meeting Type	Days	Time	Building	Room	Avail. Seats	Total Seats	Waitlist Count	Book	Instructor	Action
Course Note: Sections will not meet before the first main lecture.											
015642	A00	LE	TuTh	11:00a-12:20p	RCLAS	R192					Plan Enroll
	A01	LA	M	10:00a-10:50a	RCLAS	R139	14	35	0		Plan Enroll
015643	A00	LE	TuTh	11:00a-12:20p	RCLAS	R192					Plan Enroll
	A02	LA	M	11:00a-11:50a	RCLAS	R143	23	35	0		Plan Enroll
015644	A00	LE	TuTh	11:00a-12:20p	RCLAS	R192					Plan Enroll
	A03	LA	W	11:00a-11:50a	RCLAS	R203	22	35	0		Plan Enroll
015645	A00	LE	TuTh	11:00a-12:20p	RCLAS	R192					Plan Enroll
	A04	LA	W	12:00p-12:50p	RCLAS	R150	16	35	0		Plan Enroll
015646	A00	LE	TuTh	11:00a-12:20p	RCLAS	R192					Plan Enroll
	A05	LA	F	9:00a-9:50a	RCLAS	R114	30	35	0		Plan Enroll
015647	A00	LE	TuTh	11:00a-12:20p	RCLAS	R192					Plan Enroll
	A06	LA	F	10:00a-10:50a	RCLAS	R03	29	35	0		Plan Enroll

- Although enrollment has not yet started, you are able to access WebReg beforehand and plan your first quarter without officially enrolling in a course. Using this function allows you to:
  - Develop different scenarios of how your weekly and final schedule will look.
  - Save the course for your actual enrollment time so you can enroll in one click of a button.
  - Monitor the number of seats in a course you plan to enroll in within one screen.
- We recommend using this function *after* you receive your course recommendations on July 31.



# TYPES OF COURSES FOR THE FALL 2020 QUARTER

## In-Person

Courses will be delivered *on campus* with students and instructors physically present in the classroom.

Building	Room
PETER	103

## Remote

Class meets online. Instruction and all course material are provided remotely and asynchronously.

Building
RCLAS

## Hybrid

Course is a combination of in-person and remote. Some course components are delivered on campus while other course components are delivered remotely.

Building	Room
RBC	3201
RCLAS	R06

Learn more at: [students.ucsd.edu/academics/enroll/fall2020-course-faq.html](https://students.ucsd.edu/academics/enroll/fall2020-course-faq.html)

- Courses for the Fall 2020 quarter are scheduled to be delivered in three ways: In-Person, Remote, and Hybrid.
- You will be able to distinguish how the course is delivered through the Schedule of Classes and WebReg, as noted in the photos.
- In-person courses are delivered *on campus* with students and instructors physically present in the classroom.
- Remote courses meet online. Instruction and all course material are provided remotely and asynchronously.
- Hybrid courses are a combination of in-person and remote. Some course components are delivered on campus while other course components are delivered remotely. For example, the lecture is taught in-person, but the discussion component is taught remotely.
- To learn more about how to interpret course offerings, please visit [students.ucsd.edu/academic/enroll/fall2020-course-faq.html](https://students.ucsd.edu/academic/enroll/fall2020-course-faq.html)

# CHOOSE WHAT IS BEST FOR YOU

- Consider the following factors when selecting courses:
  - Ability to be on campus
  - Resources for remote instruction (internet, computer, web camera, etc.)
  - Difference in time zones

**MY TRITONLINK** UC San Diego

Current Students | Advising & Grades | Classes & Enrollment | Financial Tools | Personal Tools | Student Forms | Help

**Course Enrollment** Appointment time | Enrollment Information | **Fall Quarter 2020**

**Registration Appointment Times:** Eligibility to enroll in classes is based on your appointment time. Check the appointment link for your assigned appointment times. To request preauthorization to enroll in courses please submit a request through EASy. Your planned courses are not official until you enroll.

**Important Information Regarding the Fall 2020 Schedule of Classes:**

Classes will be offered in 3 different instruction methods: 1) in-person, 2) fully remote, and 3) hybrid, a combination of in-person and remote meetings. Below is how to identify the different methods of instruction as you plan and register for classes:

- **In-Person:** Every class meeting time for the course will have an on-campus building and room.
- **Fully Remote:** Every class meeting time for the course will have a building name **RCLAS.**
- **Hybrid:** Class meetings times for a course will have a combination of an on-campus building and room assignment and a room assignment with the building name RCLAS.

In an effort to strictly enforce social distancing in the classroom, **the enrollment capacity of in-person and hybrid classes will not exceed 50 students.** No exceptions will be made.

Visit the [Fall 2020 Schedule of Classes FAQ page](#) to find answers to questions you have about the schedule!

*\*The Schedule of Classes is subject to change.*

**Search for Classes:** (e.g., BILD, BILD 3 or computer 3) Search

My Schedule: Create new, copy, rename... Add Event

Subject Course	Title	Sectic Code	Typ	Instructor	Grad Optio	Unit	Days	Time	BLDG	Roor	Status / Position	Action
USP 125	The Design of Social Research	A00	LE	Staff	L	4.00	MWF	11:00a-11:50	CSB	004	Enrolled	Drop   Chang
	Final Exam		FI				Tu 12/15/2020	11:30a-2:23p	TBA	TBA		
VIS 20	Introduction to Art History	A00	LE	Woods, Ann	L	4.00	TuTh	9:30a-10:50a	RCLAS	R137	Enrolled	Drop   Chang
		A12	DI				W	2:00p-2:50p	RCLAS	R136		

- You may want to consider the following factors when selecting courses:
  - Your ability to be on campus and attend in-person courses.
  - Access to resources that are needed for remote instruction such as: internet, a computer (possibly with webcam capabilities), and more.
  - A difference in time zones.
    - Although all course material are intended to be accessible at any time, some instructors may require students to engage in live activities. It would be best to consult with the instructor of the course if needed.





# WHEN CAN I START ENROLLMENT?

- Enrollment assignments randomly generated on July 27
- Course Recommendations available July 31
- Enrollment period August 12 - August 17
- Marshall College Academic Advising available online via the Virtual Advising Center starting August 3

## Course Enrollment

Appointment time | Enrollment Information | Fall Quarter 2020

**Registration Appointment Times:** Eligibility to enroll in classes is based on your appointment time. Check the appointment link for your assigned appointment times. To request preauthorization to enroll in courses please submit a request through EASy. Your planned courses are not official until you enroll.

### Important Information Regarding the Fall 2020 Schedule of Classes:

Classes will be offered in 3 different instruction methods: 1) in-person, 2) fully remote, and 3) hybrid, a combination of in-person and remote meetings. Below is how to identify the different methods of instruction as you plan and register for classes:

- **In-Person:** Every class meeting time for the course will have an **on-campus building and room.**
- **Fully Remote:** Every class meeting time for the course will have a building name **RGLAS.**
- **Hybrid:** Class meetings times for a course will have a combination of an **on-campus building and room assignment** and a room assignment with the building name **RCLAS.**

In an effort to strictly enforce social distancing in the classroom, **the enrollment capacity of in-person and hybrid classes will not exceed 50 students.** No exceptions will be made.

Visit the [Fall 2020 Schedule of Classes FAQ page](#) to find answers to questions you have about the schedule!

*\*The Schedule of Classes is subject to change.*

Search for Classes:  Search

- You can start the WebReg enrollment process on the exact date and time of your designated appointment time.
- You will receive your randomly generated appointment time on July 27, which will be available through WebReg (as seen in this photo). You should also receive an email once your appointment time becomes available, so be sure to monitor your UC San Diego email throughout the summer.
- Remember that you will receive your personal course recommendations on July 31.
- The enrollment period begins as early as August 12 for new first-year students.
- Marshall College Academic Advising will be available online via the Virtual Advising Center starting August 3 to assist with enrollment questions.

## ADDITIONAL RESOURCES

Visit the WebReg tutorial for more information on how to enroll

- [tinyurl.com/webregtutorial](https://tinyurl.com/webregtutorial)



- For more information on how WebReg works and how to enroll, you can view the UCSD WebReg Tutorial online by visiting [tinyurl.com/webregtutorial](https://tinyurl.com/webregtutorial)



# QUESTIONS? COMMENTS? CONCERNS?

THANK YOU FOR TUNING IN!

Marshall College, Academic Advising

- At this time, we will review and answer any questions you may have.
- Please keep in mind that only questions open to the general public can be addressed during our session.
- If you have any questions that are specific to your record or personal situation, please hold off and wait for Online Advising to open on August 3.

## ***(After Q&A/end of time)***

Thank you all for attending this webinar, this will be posted to our Marshall website soon. If you have any remaining questions after this, please submit them to the Virtual Advising Center beginning August 3.